












# Ecology Survey Calendar Guide

Key: **Optimal** **Sub-optimal** **No Survey**

Ecological survey and mitigation timings are based on current advice given by Natural England, Natural Resources Wales and NatureScot.

Survey Groups	Survey licence?	Jan	Feb	Mar	Apr	May	Jun	Jul	Aug	Sep	Oct	Nov	Dec
Phase 1 Habitat Survey 	No	Phase 1 habitat survey			Phase 1 habitat survey & NVC					Phase 1 habitat survey			
Badgers 	No		Badger sett survey & bait marking			Limited sett survey (Dependent on vegetation)			Badger sett survey				
Bats 	No	Hibernation period			Activity transect surveys						Hibernation period		
	Yes	Bat roost assessment (all year)											
Great Crested Newt 	No				Habitat Suitability Index (HSI) assessment								
	Yes	Hibernation period		Aquatic surveys: mid-Mar - mid-Jun Peak: mid-Apr - mid-May			eDNA surveys			Hibernation period			
Birds 	Dependent on species	Wintering birds			Breeding birds						Wintering birds		
Reptiles 	Dependent on species	Hibernation period			Peak survey period		Less effective period		Peak survey period		Hibernation period		
Water vole 	No		Habitat suitability assessment only		2 surveys needed: 1. mid-Apr - Jun & 2. Jul - Sep					Habitat suitability assessment only			
Dormouse 	Yes (Except Nut Search)	Hibernation period		Nest tube surveys: Apr - Nov Nut searches: Aug - Dec						Nut search			
Otter 	No	Surveys possible (all year)											
White clawed crayfish 	(Yes Trapping only)	Habitat suitability assessment only			Weather dependent	No surveys		Various surveys				Habitat suitability assessment only	
Terrestrial Invertebrates 	No	Species & habitat dependent											
		Jan	Feb	Mar	Apr	May	Jun	Jul	Aug	Sep	Oct	Nov	Dec